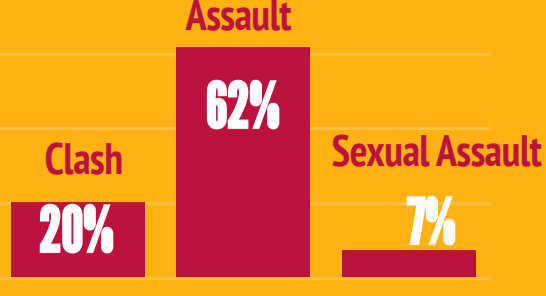
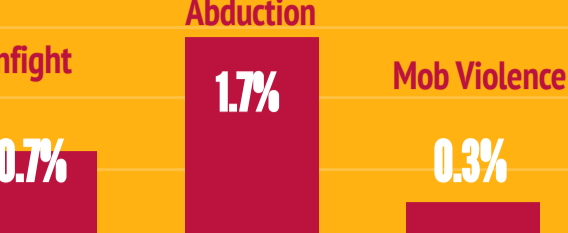


Period: January-November 2021
Mapping based on reported incidents
(for sources, see below).

Top 3 reported violent incidents in November 2021



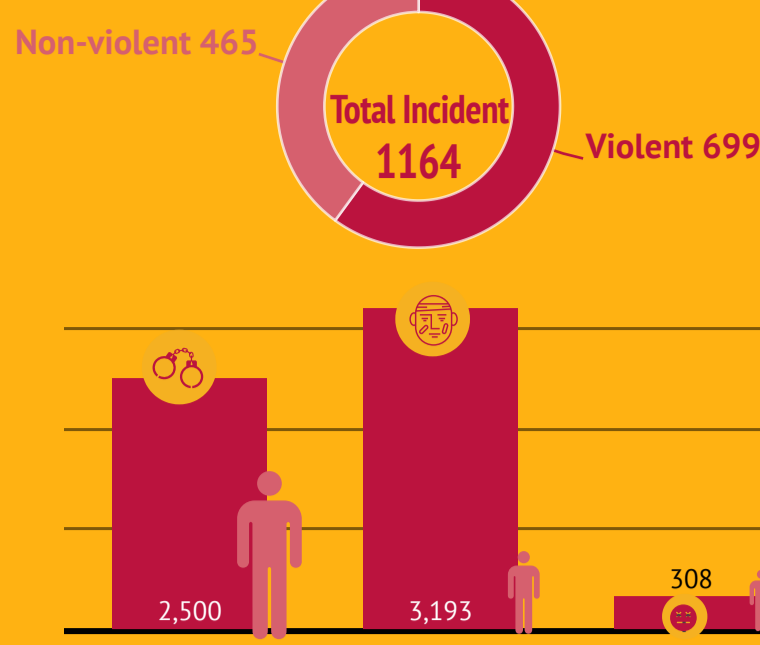
Bottom 3 reported violent incidents in November 2021



Incidents per 100,000 population



Overview of the incidents in November 2021



1 Sexual assault

From October 2021 to November 2021

22% DROP

1121 Incident, 1091 Arrest, 60 Death

Barisal has the highest incident rates*

The number of sexual assault decreased by 22% in October'21 compared to November'21. There were 73 reported sexual assaults in October'21 as 57 were reported in November'21.

* Nov 2021

One Year Before & After

November 2020: 179 Incident → November 2021: 57 Incident

Trend (Incident)

2 Domestic and Dowry related violence

One Year Before & After

November 2020: 81 Incident → November 2021: 51 Incident

648 Incident, 249 Injury, 398 Female Deaths, 393 Arrest

Barisal has the highest incident rates*

Domestic and dowry related violence decreased by 11% in the period between September-November 2021.

* Jan-Nov 2021

One Year Before & After

November 2020: 161 Incident → November 2021: 53 Incident

Trend (Incident)

3 Violence against children

One Year Before & After

November 2020: 1095 Incident, 267 Death, 723 Sexual assault, 753 Injury, 984 Arrest → November 2021: 53 Incident

Barisal has the highest death rates*

Overall, 21% decrease in incidents in November'21 compared to October'21. The number was 67 in October'21, it became 53 in November'21.

* Nov 2021

One Year Before & After

November 2020: 161 Incident → November 2021: 53 Incident

November 2021

4 Abduction

47% Female/ Girl Victims, 47% Male Victims, 6% Children

*November 2021

One Year Before & After

November 2020: 24 Incident → November 2021: 15 Incident

249 Incident, 351 Arrest, 31 Death, 80 Injury

Trend (Incident)

Top Victims

- 20% Man
- 19% Thief
- 14% Robber
- 6% Youth

*Jan'21-Nov'21

5 Mob Violence

66 Incident, 30 Death, 102 Injury, 66 Arrest

One Year Before & After

November 2020: 8 Incident → November 2021: 2 Incident

Trend (Incident)

Top Victims

- 20% Man
- 19% Thief
- 14% Robber
- 6% Youth

*Jan'21-Nov'21

6 Gunfight

Victims (Jan'20-Nov'21)

- Convicted criminals
- Drug Peddler
- Goon/ Miscreant
- Hijacker
- Human Trafficker
- Man
- Robber/ Pirate
- Rohingya
- Smuggler/ Illicit traders
- Others

One Year Before & After

November 2020: 1 Incident → November 2021: 5 Incident

46 Incident, 7 Arrest, 50 Death, 41 Injury

Trend (Incident)

6 Gunfight

7 Border Issue

Trend (Incident)

118 Incident, 554 Arrest, 18 Death, 39 Injury

One Year Before & After

November 2020: 8 Incident → November 2021: 8 Incident

8 Violent Extremism

13 Incident (Nov 2020) → 3 Incident (Nov 2021)

Trend (Incident)

Divisional distribution (Jan'21-Nov'21)

64 Incident*, 145 Arrest, 0 Death, 0 Injury

8 Violent Extremism

9 Violence against Minorities

3 Incident (Nov 2020) → 7 Incident (Nov 2021)

111 Incident, 11 Death, 721 Arrest, 243 Injury

Trend (Incident)

Divisional distribution (Jan'21-Oct'21)

* 117 temples were attacked, and 71 Idols were destroyed in the last eleven months.
*Eg. Unknown rioters attacked and destroyed nine temples in Cumilla after spreading the news of the demeaning Holy Qur'an incident that caused severe communal unrest across the country.
*Eg. Two people of a minority faith were injured in an attack by the rivals for capturing their land forcefully in Amtali, Barquna, Barishal.

10 Rohingya Issue

One Year Before & After

November 2020: 27 Incident → November 2021: 24 Incident

Trend (Incident/ Death)

320 Incident, 1389 Arrest, 47 Death, 153 Injury

* All other Divisions have no reported violent incidents

Sources: The Daily Star, The Daily Prothom Alo, The Daily Ittefaq, The Daily New Age, The Daily Bangladesh Observer, The Daily Independent, The Daily Samakal, The Daily Purbokone, The Daily Karatoa, Sylhet Dak, Aker Barta (Barishal), Aker Mymensingh, Dainik Purbanchal (Khulna), Cox's Bazar News, Cox's Bazar Journal, Teknaf News, Ukha News.